



LORY MESH

Open Cell 12 W Spot LED Luminaire

Order Code : 3266888
Product Code : LRY 012H 40CM00 36 1K1 20 KR FLP



Product Data

Standard Features

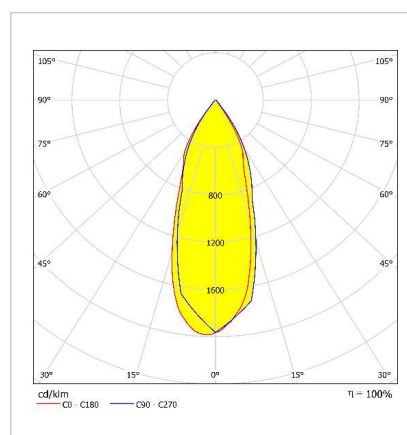
Housing	: Aluminium housing
Diffuser	: 36° reflector + Transparent glass
Ceiling Type	: Open Cell
IP Grade	: IP20
Installation	: Recessed mounted
Light Source	: COB LED
Electronic Control	: On-Off

Optical & Electrical Features

Power Consumption	: 12 W
Final Luminous Flux	: 1098 lm
Efficacy	: 91,5 lm/W
Input Voltage	: 220-240 V AC
Frequency	: 50-60 Hz
Power Factor	: Cos Ø > 0,9
Correlated Color Temperature	: 4000K
Color Rendering Index	: >80

*There is ±%10 tolerance in the technical values.

Photometric Curve



Other Features & Conditions

Operating Temperature Range	: -5 °C / +45 °C
Impact Resistance	: IK02
LED Life Time - L70	: > 72,000 hours @Ta= 45 °C

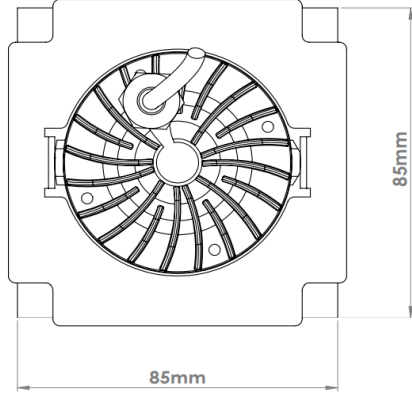
Optional Features

Correlated Color Temperatures	: 3000K / 6500K
DALI Option	: Yes
Degree Option	: 24° / 60°
Diffuser Option	: Opal Diffuser

LORY MESH

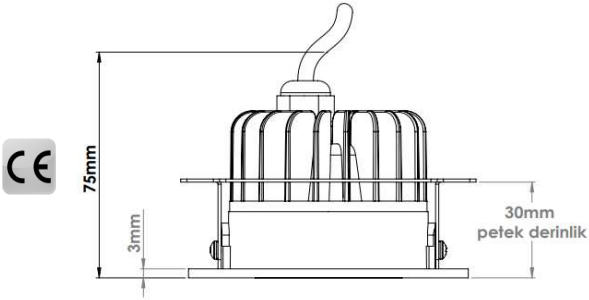
Open Cell 12 W Spot LED Luminaire

3266888 LRY 012H 40CM00 36 1K1 20 KR FLP




Dimensions (mm)

	h	a x b
Standard	75 mm	85 mm x 85 mm



Weight (kg)

Standard	0,5
----------	-----



- EAE, reserves the right to make changes without prior notice.

engineering the light

EAE Aydınlatma A.Ş.
İkitelli Organize Sanayi Bölgesi Eski Turgut Özal Caddesi No:20 Başakşehir / İSTANBUL-TURKEY
Phone: +90 212 413 21 00 (pbx) Fax: +90 212 549 37 90
www.eaeaydinlatma.com.tr

Revision date: 13.11.2020