



E-KABIN E SERIES

WALL-MOUNTED ELECTRICAL DISTRIBUTION ENCLOSURES

WALL MOUNTED ELECTRICAL DISTRIBUTION ENCLOSURES www.eaeelektrotechnik.com



CONTENTS

Introduction	1
Features	2
Order Codes	4
Mounting Plates	6
Cover Plates	7
Accessories	8

INTRODUCTION



E-Kabin E Series Monoblock, Indoor Wall-Mounted Distribution Enclosures

E-Kabin E Series distribution switchboards are designed to be used in indoor electrical installation applications, such as shopping centers, hotels, hospitals and etc. Their design allows use of equipment suitable to be fixed on DIN-rail

Application	: Indoor
Protection class	: IP 55
Type of mounting	: wall-mounted, stand alone
Paint	: epoxy – polyester powder paint
Colour	: standart RAL 7035 W
Envoirement Class	: According to EN 60721-3-3 IE32
Standarts	: IEC 61439-1, IEC 62208 IEC 60529, IEC 62262

FEATURES

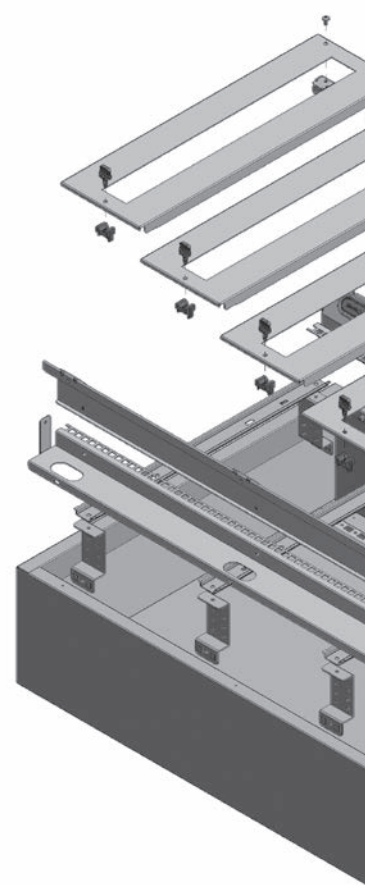

Support Profiles

Support Profiles provides fixing surface for cables and other accessories, also increase the strenght of the door.



Polyurethane Gasket

Foam-in place gasket applied to the door does not loose its elasticity intime and provides protection against dust and water.



Glazed Door Applicable

Optionally, tempered glazed door can be selected.



Useful Lock System

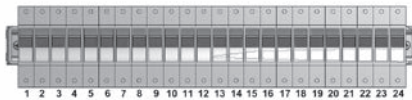
The keys are suitable to remain in the lock system, when needed.



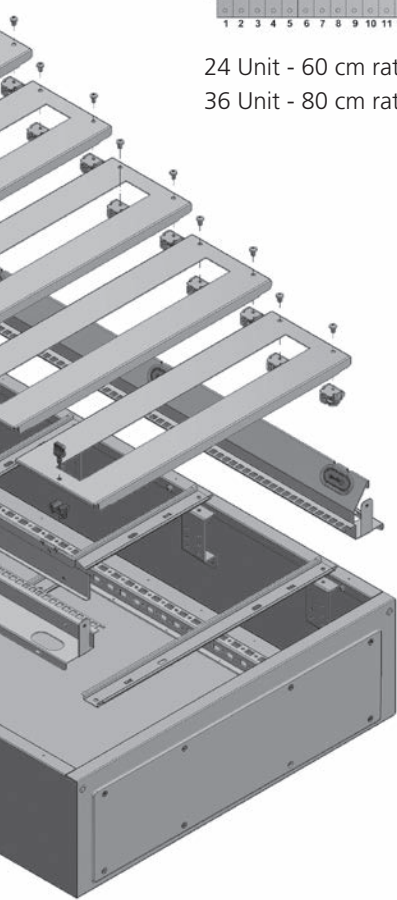
FEATURES

Easy planning

Thanks to the standard width, 24/36 pieces of 18 mm units width devices can be used on each row.




24 Unit - 60 cm rated width
36 Unit - 80 cm rated width



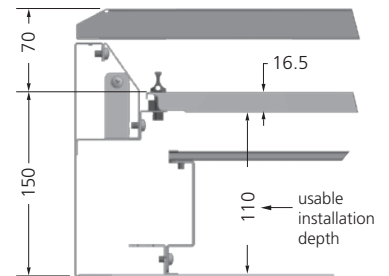
180° Wide Openable Door

The door can be opened 180° wide with the standard hinge set, thus full access is provided during installation.



Deep intermediate space behind the door.

Empty space of 70 mm depth between the door and cover plates allows mounting of measurement devices, rotary switches and etc. on door.



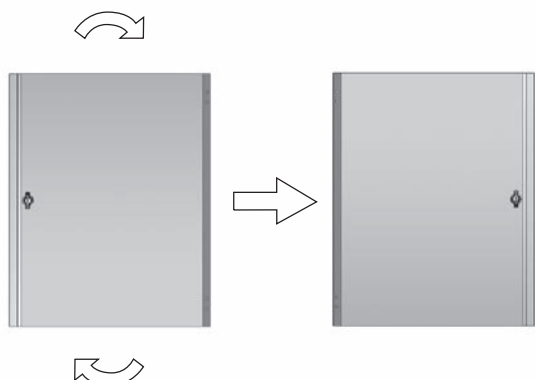
Useful Bracket

Wall mounting can be easily done with the bracket set.





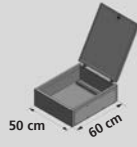

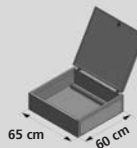

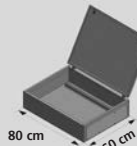

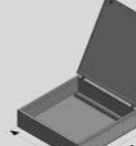



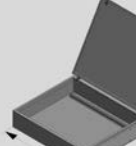

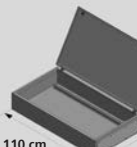



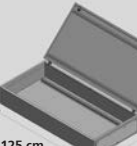

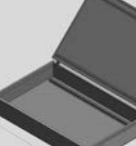

Changeable door opening direction

Door opening direction can be changed if it is needed.







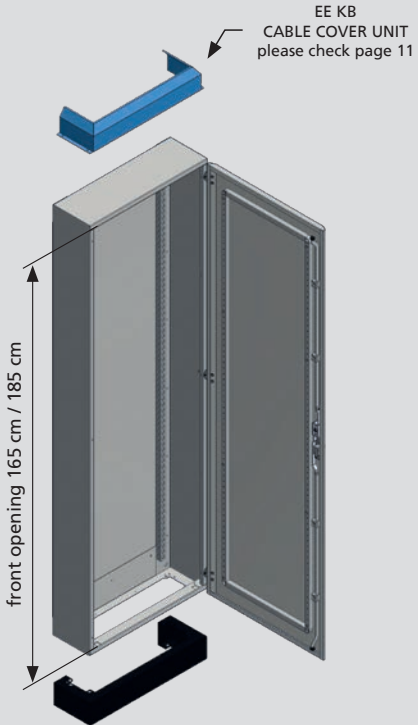






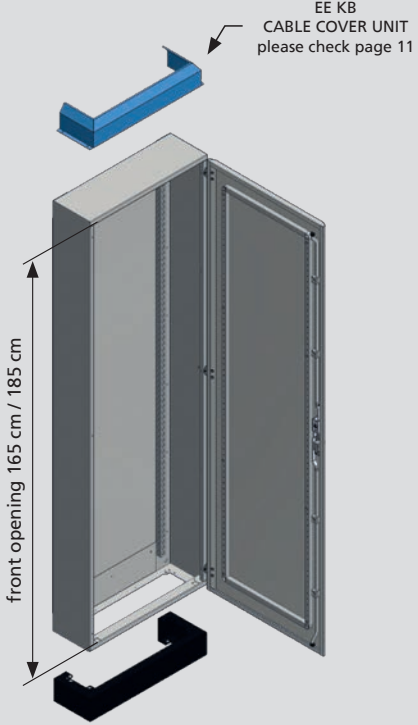


Unless otherwise specified, all dimensions are in mm.

ORDER CODES

WALL MOUNTED TYPE					
	60 cm WIDTH		80 cm WIDTH		
	PLAIN DOOR	GLAZED DOOR	PLAIN DOOR	GLAZED DOOR	
35x60x22 cm	 35 cm 60 cm EE 035 06 D0	 EE 035 06 C5			
50x60x22 cm	 50 cm 60 cm EE 050 06 D0	 EE 050 06 C5			
65x60x22 cm	 65 cm 60 cm EE 065 06 D0	 EE 065 06 C5			
80x60x22 cm	 80 cm 60 cm EE 080 06 D0	 EE 080 06 C5	80x80x22 cm	 80 cm 80 cm EE 080 08 D0	 EE 080 08 C5
95x60x22 cm	 95 cm 60 cm EE 095 06 D0	 EE 095 06 C5	95x80x22 cm	 95 cm 80 cm EE 095 08 D0	 EE 095 08 C5
110x60x22 cm	 110 cm 60 cm EE 110 06 D0	 EE 110 06 C5	110x80x22 cm	 110 cm 80 cm EE 110 08 D0	 EE 110 08 C5
125x60x22 cm	 125 cm 60 cm EE 125 06 D0	 EE 125 06 C5	125x80x22 cm	 125 cm 80 cm EE 125 08 D0	 EE 125 08 C5

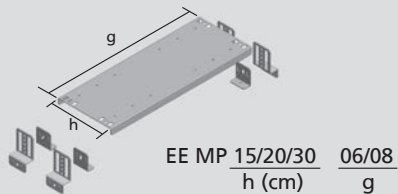

FLOOR STANDING AND WALL MOUNTED TYPES

60 cm WIDTH			
	PLAIN DOOR	MOUNTING PLATE	COVER PLATE PROFILES
180x60x22 cm	 EE 180 06 D0	 EE MK 180 06	 EE CT 180
200x60x22 cm	 EE 200 06 D0	 EE MK 200 06	 EE CT 200
 <p>front opening 165 cm / 185 cm</p> <p>EE KB CABLE COVER UNIT please check page 11</p> <p>Plinth is included in standard supply content.</p>			
80 cm WIDTH			
	PLAIN DOOR	MOUNTING PLATE	COVER PLATE PROFILES
180x80x22 cm	 EE 180 08 D0	 EE MK 180 08	 EE CT 180
200x80x22 cm	 EE 200 08 D0	 EE MK 200 08	 EE CT 200
 <p>front opening 165 cm / 185 cm</p> <p>EE KB CABLE COVER UNIT please check page 11</p> <p>Plinth is included in standard supply content.</p>			

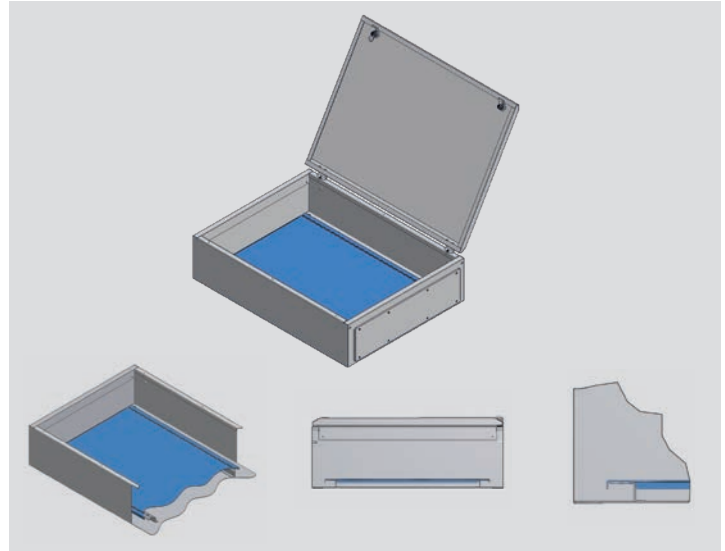
MOUNTING PLATES

EE MOUNTING PLATE SET

h \ g	60 cm	80 cm
5 cm	EE MP 0506	EE MP 0508
15 cm	EE MP 1506	EE MP 1508
20 cm	EE MP 2006	EE MP 2008
30 cm	EE MP 3006	EE MP 3008



EE MK FULL HEIGHT MOUNTING PLATE



EE MK FULL HEIGHT MOUNTING PLATE















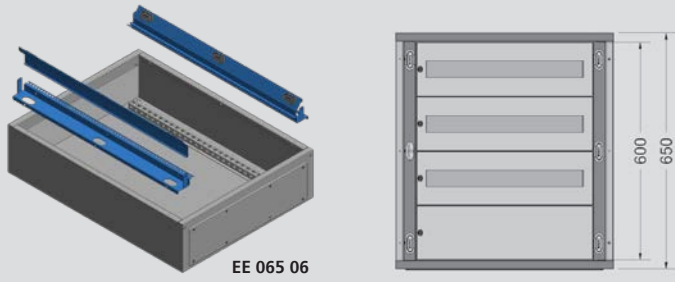









h \ g	60 cm	80 cm
35 cm	EE MK 035 06	
50 cm	EE MK 050 06	
65 cm	EE MK 065 06	
80 cm	EE MK 080 06	EE MK 080 08
95 cm	EE MK 095 06	EE MK 095 08
110 cm	EE MK 110 06	EE MK 110 08
125 cm	EE MK 120 06	EE MK 125 08

RAIL SET - Rail is included

24 Unit / 60 cm	24 Unit / 60 cm	36 Unit / 80 cm
<p>EE RSS 06 Steel Rail</p>	<p>EE RSA 06 Aluminium Rail</p>	<p>EE RSA 08 Aluminium Rail</p>

Unless otherwise specified, all dimensions are in mm.

COVER PLATES

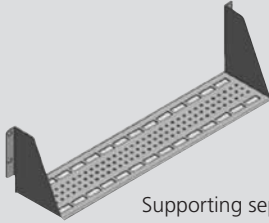
HEIGHT	STANDARD COVER PLATES			
	Rated Width		SLOTTED COVER PLATES	
	60 cm	80 cm	24 Unit / 60 cm	36 Unit / 80 cm
10 cm	 EG OM 1006	 EG OM 1008	 EG OM 1506A	 EG OM 1508A
15 cm	 EG OM 1506	 EG OM 1508		
20 cm	 EG OM 2006	 EG OM 2008	 EG OM 2006A	 EG OM 2008A
25 cm	 EG OM 2506	 EG OM 2508		
30 cm	 EG OM 3006	 EG OM 3008	COVER PLATE PROFILE APPLICATION EXAMPLE EE CT 065  EE 065 06	
35 cm	 EG OM 3506	 EG OM 3508		
45 cm	 EG OE 4506	 EG OM 4508		
55 cm	 EG OM 5506	 EG OM 5508		
65 cm	 EG OM 6506	 EG OM 6508	COVER PLATE PROFILES 	

Unless otherwise specified, all dimensions are in mm.

ACCESSORIES

Supporting separation component

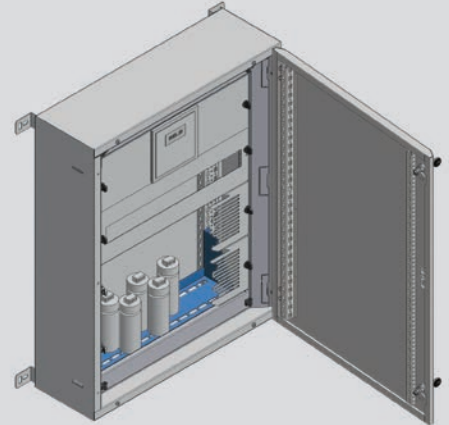
EE TB 06 for 60 cm width
EE TB 08 for 80 cm width



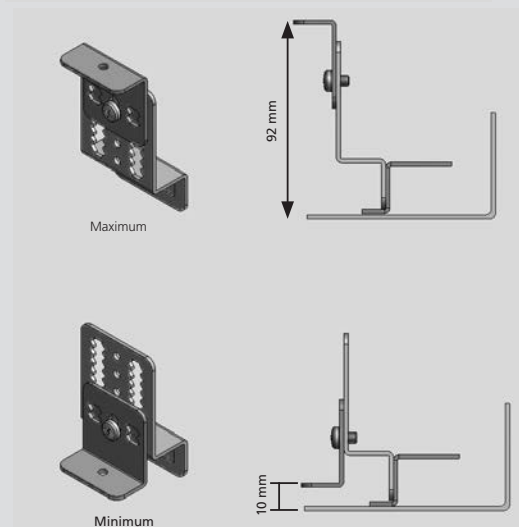
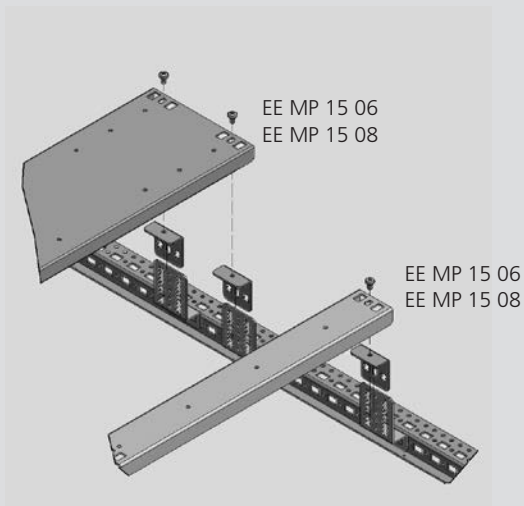
Supporting separation component can be used with different purposes.

For example:

- As support for capacitors in compensation applications.
- As separator between circuits having different functions like power circuits and CCTV circuits

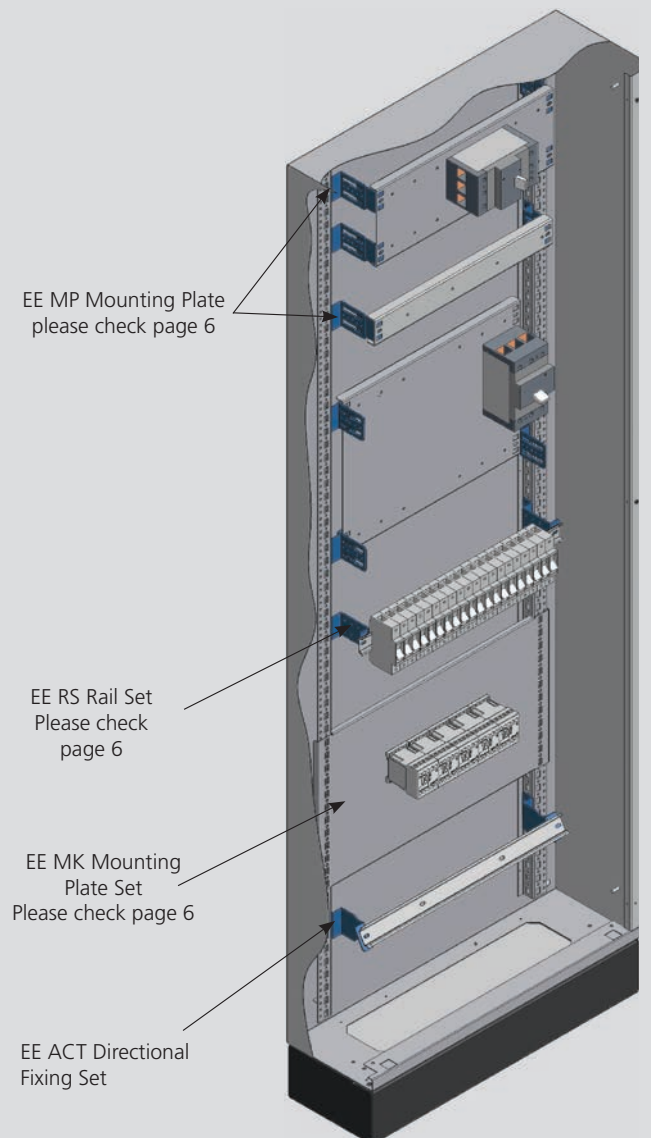


EE MP Mouting Plate depth adjustment dimensions



For entire order codes please check page 6

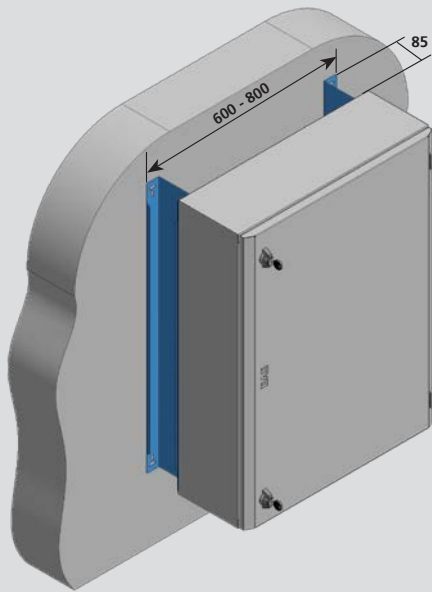
Sample application



ACCESSORIES

Wall Fixing Profile Set

- EE DM 035
- EE DM 050
- EE DM 065
- EE DM 080
- EE DM 095
- EE DM 110
- EE DM 125
- EE DM 180
- EE DM 200



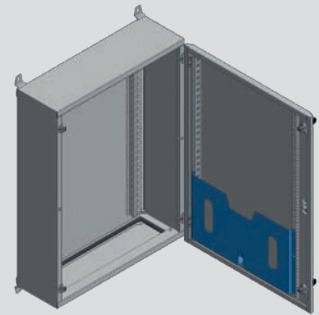
Cable Cover Unit

- EE KB 06 for 60 cm width
- EE KB 08 for 80 cm width



Steel Drawing Pocket

- EE PC 06 for 60 cm width
- EE PC 08 for 80 cm width



Baying Kit

- EE PB 01

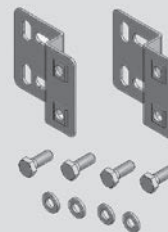


Adding to the top



Adding to the side

Supply content





Please check our website for updated catalogues and certificates.
www.eaeelektroteknik.com/en/support-download-center/



www.eaeelektroteknik.com

EAE Elektroteknik A.S.

İkitelli Organize Sanayi Bölgesi
Eski Turgut Özal Caddesi
Ziya Gökalp Mahallesi No: 20
34490 Basakşehir - İstanbul / TÜRKİYE
Phone: +90 (212) 549 26 39 (pbx)
Fax : +90 (212) 549 37 91
E-mail: exportsales@eae.com.tr