



## LED BAR SLIM14-60

9 W Recessed Surface Single Module  
Linear LED Luminaire



Order Code	: 3249350
Product Code	: LBS 009G 400D28 LLL 0.60M 60LED14 FLP

### Product Data

#### Standard Features

Housing	: Aluminium Extrusion Housing
Diffuser	: Opal Polycarbonate Diffuser
IP Grade	: IP20
Installation	: Cove Lighting / Surface Mounted
Light Source	: SMD LED

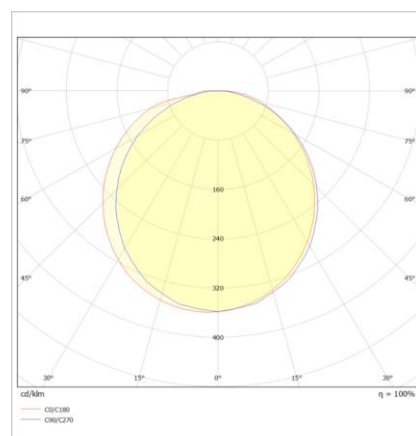
#### Optical & Electrical Features

Power Consumption	: 9 W
Final Luminous Flux	: 675 lm
Efficacy	: 75 lm / W
Input Voltage	: 24 V DC
Frequency	: 50-60 Hz
Power Factor	: > 0,9
Correlated Color Temperature	: 4000K
Color Rendering Index	: >80

\*There is  $\pm 10\%$  tolerance in the technical values.

**Note :** LEDBAR Slim-60 should be energized from a single point with a maximum of 5 meters in one direction and a maximum of 5+5 meters in both directions with the power supply.

### Photometric Curve



#### Other Features & Conditions

Operating Temperature Range	: -5°C / 35°C
Impact Resistance	: IK03
Led Life Time - L70	: > 50.000 hours @Ta= 35 °C

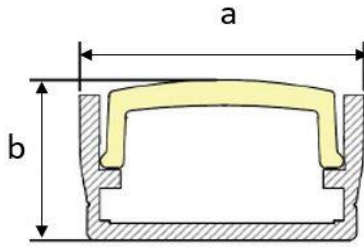
#### Optional Features

Correlated Color Temperatures	: 2700 / 3000K / 6500K
Color Rendering Index	: >90

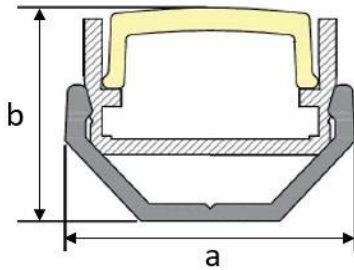
# LEDBAR SLIM14-60

9 W Recessed Surface Single Module Linear LED Luminaire

3249350 LBS 009G 400D28 LLL 0.60M 60LED14 FLP



Without Mounting Brackets



Mounting Brackets

## Dimensions (mm) (Without Mounting Brackets)


Lenght	a	b
310 mm	14,7	8,5
410 mm	14,7	8,5
510 mm	14,7	8,5
605 mm	14,7	8,5
705 mm	14,7	8,5
805 mm	14,7	8,5
905 mm	14,7	8,5
1000 mm	14,7	8,5
1100 mm	14,7	8,5
1200 mm	14,7	8,5
1300 mm	14,7	8,5
1400 mm	14,7	8,5
1500 mm	14,7	8,5

## Dimensions (mm) (Mounting Brackets)

Lenght	a	b
310 mm	16,2	12,25
410 mm	16,2	12,25
510 mm	16,2	12,25
605 mm	16,2	12,25
705 mm	16,2	12,25
805 mm	16,2	12,25
905 mm	16,2	12,25
1000 mm	16,2	12,25
1100 mm	16,2	12,25
1200 mm	16,2	12,25
1300 mm	16,2	12,25
1400 mm	16,2	12,25
1500 mm	16,2	12,25

Note : LEDBAR Slim-60 should be energized from a single point with a maximum of 5 meters in one direction and a maximum of 5+5 meters in both directions with the power supply.

Connection example  
for single supply point  
in one direction.



Connection example  
for 1 supply point in 2  
direction.



- EAE, reserves the right to make changes without prior notice.



Revision Date: 16.05.2024